

# Berkshire Limited 2025





# Foreword

We are delighted to present our second Berkshire Limited report, which offers a comprehensive analysis of the county's top private businesses. Berkshire has long been recognised as a hub of innovation, enterprise and opportunity.

Nestled in the heart of the Thames Valley, the county combines its rich heritage with a thriving modern economy that is home to global corporations, dynamic start-ups, and a range of successful small and medium sized enterprises (SMEs). This unique blend of history and progressiveness creates a fertile ground for businesses to grow, connect and succeed. Berkshire continues to demonstrate its importance as a key hub for economic activity in the UK, reflected in the robust performance of its leading companies.

The data for this year tells a story of consistent growth in total turnover of the top 100 private businesses, which has risen by an impressive 10.6%. However, this is accompanied by a slight decline in total EBITDA (down 6.4%) and total fixed assets (down 4.4%), suggesting a need for continued focus on operational efficiency and long-term investment.

Geographically, Reading and Slough remain dominant within the top 100, hosting 55% of the companies featured within the top 100, with 33 based in Reading and 22 in Slough. Businesses in Reading alone contribute a substantial £22.4bn in total turnover, reinforcing the town's role as a critical economic driver for the county.

From a sectoral perspective, the Business Support Services (BSS) and Consumer industries lead the way by company count, with 18 and 16 businesses, respectively. Notably, the Consumer sector also stands out as the largest employer, with 22,338 employees across the region.

This year's report also includes a spotlight on the top 30 largest subsidiaries of internationally owned companies by turnover, underscoring Berkshire's global significance. These businesses collectively generated £46.4bn in turnover and £7.6bn in EBITDA. The Technology and Telecommunications sector leads this group with 12 companies, followed by Manufacturing and Industrial with 6.

Berkshire remains a vibrant and diverse economic region, supported by its strong corporate presence, international appeal, and varied industry base. We hope this report provides valuable insights into the county's business landscape and highlights the opportunities that lie ahead.

We would like to take this opportunity to congratulate all the businesses featured in this year's report. Their achievements reflect the strength, innovation, and adaptability that make Berkshire a thriving business environment. We celebrate their successes and look forward to seeing their continued growth and contributions to the region's economy.



**Will Rose**  
Corporate Finance Director



# About Berkshire Limited

Now in its second year, Berkshire Limited is part of an annual series of business analysis by UK county which seeks to highlight and celebrate some of the county's most successful, privately owned businesses, and provide them with the recognition they deserve for their contribution to the region and wider UK economy.

New for 2025, we begin this report by reviewing the county's 100 largest privately owned companies, based upon turnover, providing an insight into the scale of Berkshire's privately owned and PE backed business community.

As covered in our last report, in analysing the financial performance of the region, we have also looked at two core metrics over 3 years for our top 100 list:

- growth in turnover; and
- average EBITDA (earnings before interest, depreciation and amortisation, tax) margin.

The report highlights the top 25 within each category, providing a yardstick against which the county can assess its economic performance and businesses can benchmark themselves against their peers.

Finally, we look at Berkshire's largest international contributors who are significant contributors to the local economy.

## Our methodology explained

Berkshire Limited 2025 is compiled using the most recent publicly available accounts (as of 6th May 2025) of Berkshire private businesses.

Our top 100 list excludes companies that are listed, owned by listed businesses, schools, trusts, charities, and businesses that are subsidiaries of overseas companies. We have also compared our data with prior year results to provide an insight into economic trends across sectors.

Inevitably, there is an unavoidable time delay between the availability of data utilised and the ultimate presentation of this report, alongside differing year-ends to consider.



# Berkshire Limited at a glance



**£31.7m - £10.9bn**

turnover range



**£32.1bn**

total turnover



**£7.1bn**

total EBITDA



**£70.5bn**

total fixed assets



**£47.7bn**

long-term debt



**£20.8bn**

total shareholder funds



**130,400**

employees



**£43k**

average remuneration



**+10.6%**

change from PY



**-6.4%**

change from PY



**-4.4%**

change from PY



**+5.3%**

change from PY



**-22.3%**

change from PY



**+12.5%**

change from PY



**+1.2%**

change from PY

# Berkshire's Top 100 companies

New for this report, our top 100 list is compiled using the most recent publicly available accounts as at 6th May 2025 and is based on those businesses which are both owned and managed within the county.

1	VMED O2 UK Limited	26	World Wise Foods Limited
2	Hemani Group Ventures Ltd	27	Ascot Authority (Holdings) Limited
3	Thames Water Utilities Limited	28	Golfbreaks Limited
4	Urenco Limited	29	Yell Limited
5	WSH International Investments Limited	30	Fourfront Holdings Limited
6	Mars Pet Services UK Limited	31	Hala Limited
7	Newbury Investments Holdings Limited	32	iChoice Health Limited
8	Practice Plus Group Topco Limited	33	Mobile Broadband Network Limited
9	Travel Up Group Plc	34	Xtrac Limited
10	Furniture Village Holdings Limited	35	Lister Wilder Group Limited
11	Advantage Smollan Limited	36	Kite Topco Ltd
12	Eden Automotive Investments Limited	37	Aquila Air Traffic Management Services Limited
13	AVK/SEG Limited	38	SAS Holdings Limited
14	Blue Holdco Limited	39	Waterside Topco Limited
15	Detroit UK International LLP	40	Insta (International) Limited
16	Transit Topco Limited	41	Biosynth Group Limited
17	Atlas FM Group Limited	42	Lee Marley Group Holding Limited
18	Waylands Automotive Limited	43	Neilson Financial Services Limited
19	Lakefield Holdings Limited	44	Feltham Group Limited
20	Merpas (UK) Limited	45	Ultima Business Solutions Ltd.
21	Rebound Technology Group Holdings Limited	46	FRC Star Group Holdings Limited
22	Heathrow Truck Centre Limited	47	Vonnco Limited
23	ANDigital Limited	48	Coremont LLP
24	Omnia Outsourcing Limited	49	Allos Holdings Limited
25	Hatch, Mansfield Agencies Limited	50	Summit Platforms Ltd

# Berkshire's Top 100 companies

51	Wiseman Press Ltd	76	Alpha Group Topco Limited
52	Optalis Limited	77	Suffolk Street Holdings Limited
53	Berks US Holdings Ltd	78	Daybreak Foods Limited
54	Redwood Technologies Group Ltd	79	Allucent Group (UK) Limited
55	The Knowledge Academy Holdings Limited	80	CNG Foresight Limited
56	RMAC Securities No. 1 Plc	81	Sonderwell Topco Limited
57	Salutem LD Topco Limited	82	PiLON Construction Group Limited
58	Scan Global Logistics (UK) Ltd	83	Goldstar Heathrow Limited
59	Daniel Owen Ltd	84	ESP Global Holdings Limited
60	ATW Holdings Limited	85	UCH Holdings Limited
61	Damiline Ltd	86	Ragus Sugars (Manufacturing) Limited
62	Apollomena Limited	87	Advanced Demand Side Management Limited
63	Pill Box Chemists Limited	88	LA Micro Group (UK) Limited
64	Xeretec Group Limited	89	Norsk European Wholesale Limited
65	Mitchellson Formwork & Civil Engineering Limited	90	London Stone Paving Ltd
66	Coupa Software UK Limited	91	OUTCO Holdings Limited
67	eCapital Commercial Finance Holdings UK Limited	92	Fisco (Holdings) Limited
68	Azego Group Holdings Limited	93	Anthracite Holdings Ltd
69	Canford Healthcare Limited	94	ITS (Holdings) Ltd
70	Core Communication Retail Limited	95	N2O Limited
71	McVeigh Parker & Co. Limited	96	A&O IT Group Plc
72	Belsize Healthcare Capital 2 Limited	97	Cloudfactory Holdings Limited
73	Roc Transformation (Holdings) Limited	98	OCS Worldwide Limited
74	Windrush Automotive Group Limited	99	Building Energy Services Group Limited
75	Stockford Limited	100	Couple Holdco Limited

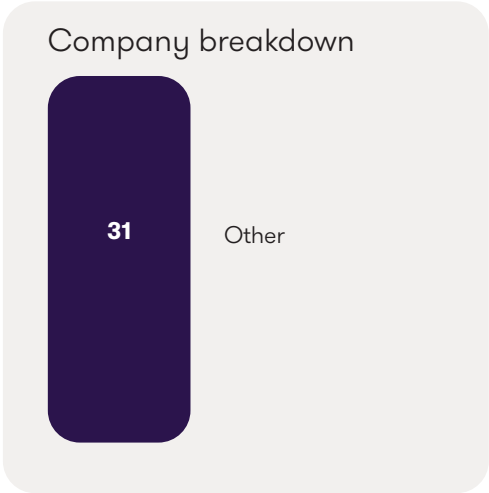
# Sector summaries



Turnover range  
**£32.7m - £10.9bn**

Total companies  
**31**

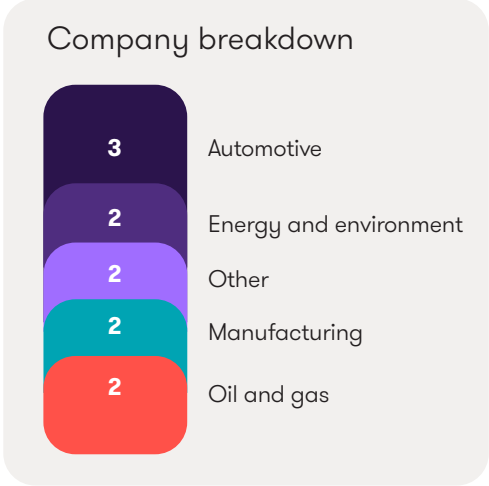
		Change from PY
£ Total turnover	£15.2bn	+13.7%
£ Total EBITDA	£4.4bn	+4.8%
Employees	63,227	+17.0%
Average remuneration	£41.9k	+2.4%



Turnover range  
**£35.2m - £2.5bn**

Total companies  
**11**

		Change from PY
£ Total turnover	£5bn	+10.7%
£ Total EBITDA	£2.1bn	-22%
Employees	12,231	+9.3%
Average remuneration	£68.9k	+4%



# Sector summaries




## Business support services

Turnover range  
**£31.7m - £4.2bn**

Total companies  
**18**

		Change from PY
£ Total turnover	<b>£5.9bn</b>	<b>+17.5%</b>
£ Total EBITDA	<b>£114.5m</b>	<b>-1.1%</b>
Employees	<b>12,310</b>	<b>-0.3%</b>
Average remuneration	<b>£38.7k</b>	<b>+17.6%</b>

## Company breakdown



## Consumer

Turnover range  
**£37.8m - £1.3bn**

Total companies  
**16**

		Change from PY
£ Total turnover	<b>£4.2bn</b>	<b>+8.8%</b>
£ Total EBITDA	<b>£263.3m</b>	<b>+21.9%</b>
Employees	<b>22,338</b>	<b>+12.8%</b>
Average remuneration	<b>£41.2k</b>	<b>-1.7%</b>

## Company breakdown





# Sector summaries







## Technology, media and telecomms

Turnover range

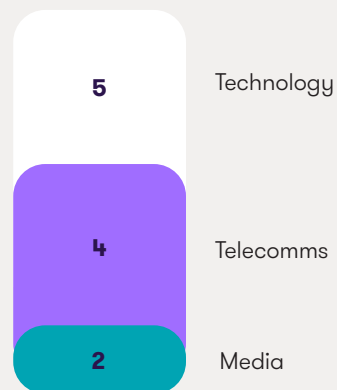
**£33.1m - £200m**

Total companies

**11**

			Change from PY
	Total turnover	<b>£863.3m</b>	<b>-40.4%</b>
	Total EBITDA	<b>£64.2m</b>	<b>-58.7%</b>
	Employees	<b>4,143</b>	<b>+3.2%</b>
	Average remuneration	<b>£85.4k</b>	<b>-21.8%</b>

Company breakdown







## Real estate and construction

Turnover range

**£39.4m - £200m**

Total companies


**4**

			Change from PY
	Total turnover	<b>£373.3m</b>	<b>+14.3%</b>
	Total EBITDA	<b>£30.3m</b>	<b>+28.3%</b>
	Employees	<b>11,756</b>	<b>+12.5%</b>
	Average remuneration	<b>£15.6k</b>	<b>+16.4%</b>

Company breakdown



# Sector summaries

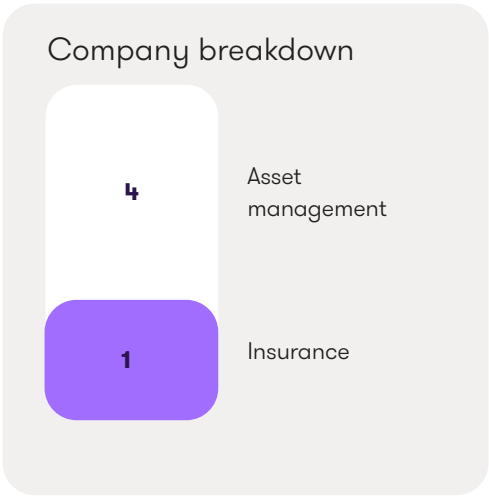


## Financial services

Turnover range  
**£48.8m - £100m**

Total companies  
**5**

			Change from PY
	Total turnover	£307.1m	+15.9%
	Total EBITDA	£75.6m	-45.2%
	Employees	555	+17.8%
	Average remuneration	£72.5k	-2.0%

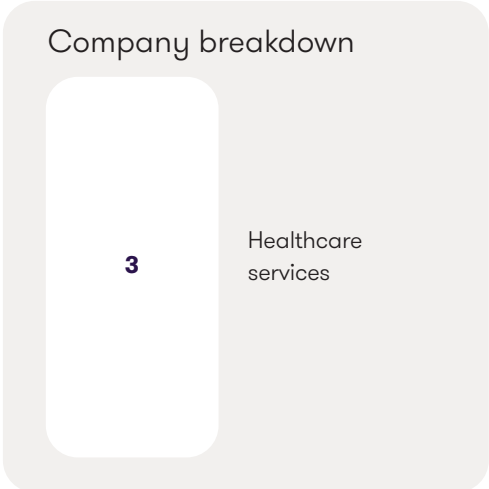


## Private healthcare

Turnover range  
**£46.5m - £100m**

Total companies  
**3**

			Change from PY
	Total turnover	£168.9m	+13.5%
	Total EBITDA	£3.1m	+147.6%
	Employees	3,642	+5.6%
	Average remuneration	£23.9k	+6.7%



# Sector summaries



Public  
sector





Turnover range

£52.4m - £100m

Total companies

1

Change  
from PY

	Total turnover	£52.3m	+9.8%
	Total EBITDA	£1.3m	-21.1%
	Employees	198	+1.5%
	Average remuneration	£17.3k	+2.1%

Company breakdown



Public  
healthcare



# Berkshire's top 25 businesses by turnover growth

We review the top 25 businesses in the region based on turnover growth over a three year period.

- 1 Detroit UK International LLP
- 2 Travel Up Group Plc
- 3 Wiseman Press Ltd
- 4 CNG Foresight Limited
- 5 AVK/SEG Limited
- 6 Berks US Holdings Ltd
- 7 Ascot Authority (Holdings) Limited
- 8 Golfbreaks Limited
- 9 N2O Limited
- 10 PiLON Construction Group Limited
- 11 Insta (International) Limited
- 12 Summit Platforms Ltd
- 13 Voncco Limited
- 14 Waylands Automotive Limited
- 15 Atlas FM Group Limited
- 16 The Knowledge Academy Holdings Limited
- 17 Neilson Financial Services Limited
- 18 eCapital Commercial Finance Holdings UK Limited
- 19 Goldstar Heathrow Limited
- 20 ATW Holdings Limited
- 21 Fisco (Holdings) Limited
- 22 Allos Holdings Limited
- 23 Xtrac Limited
- 24 Mars Pet Services UK Limited
- 25 Stockford Limited

# Berkshire's top 25 businesses by average EBITDA margin

We also look at the 25 fastest growing businesses with the highest EBITDA (earnings before interest, tax, depreciation and amortization) CAGR growth percentage as per their latest accounts (over a 3-year period), whereby the latest year EBITDA is greater than £1m.

- 1 WSG International Investments Limited
- 2 Detroit UK International LLP
- 3 Wiseman Press Ltd
- 4 Rebound Technology Group Holdings Limited
- 5 Berks US Holdings Ltd
- 6 PiLON Construction Group Limited
- 7 ATW Holdings Limited
- 8 Voncco Limited
- 9 AVK/SEG Limited
- 10 A&O IT Group Plc
- 11 Insta (International) Limited
- 12 Travel Up Group Plc
- 13 Hemani Group Ventures Ltd
- 14 Mars Pet Services UK Limited
- 15 Heathrow Truck Centre Limited
- 16 eCapital Commercial Finance Holdings UK Limited
- 17 Fisco (Holdings) Limited
- 18 Summit Platforms Ltd
- 19 Waylands Automotive Limited
- 20 Kite Topco Ltd
- 21 Couple Holdco Limited
- 22 World Wise Foods Limited
- 23 Core Communication Retail Limited
- 24 Goldstar Heathrow Limited
- 25 Fourfront Holdings Limited

# Top 30 International Contributors

This year we're shining a spotlight on the 30 largest subsidiaries of internationally owned companies by turnover in the county as they play a key role in the overall health of the Berkshire economy.

- 1 Microsoft Limited
- 2 Honda Motor Europe Limited
- 3 Virgin Media Limited
- 4 Hutchison 3G UK Limited
- 5 Micro Focus International Limited
- 6 Oracle Corporation UK Limited
- 7 Volvo Car UK Limited
- 8 Fujitsu Services Holdings Plc
- 9 HP INC UK Limited
- 10 Aldermore Group Plc
- 11 ON Semiconductor Limited
- 12 LeasePlan UK Limited
- 13 Seqirus UK Limited
- 14 Thales UK Limited
- 15 ITW Limited
- 16 Premier Lotteries Investments UK Limited
- 17 NSK Europe Limited
- 18 Afton Chemical Limited
- 19 TP-Link UK Limited
- 20 Ericsson Limited
- 21 KP Snacks Limited
- 22 Bayer Public Limited Company
- 23 Imperial Chemical Industries Limited
- 24 Brevan Howard Asset Management Services Limited
- 25 VMware UK Limited
- 26 3M United Kingdom Public Limited Company
- 27 Becton, Dickinson U.K. Limited
- 28 Abbott Laboratories Limited
- 29 Cellnex UK Limited
- 30 Wesco Anixter UK Limited



**£46.4bn**  
total turnover

## Global ownership in





# About Grant Thornton UK Advisory & Tax LLP

What does a business need now? An adviser that offers a different experience. A better experience. One that delivers technical expertise and a service that goes beyond. Personal, proactive, and agile. That's Grant Thornton.

We are the UK member firm of a global network that employs 73,000 people in 140 countries. We combine global scale with local insight and understanding to give you the assurance, tax, and advisory services you need to realise your ambitions.

We go beyond business as usual, so you can too. We make business more personal by investing in building relationships.

Whether you're growing in one market or many, you consistently get a great service you can trust. We work at a pace that matters – yours – bringing both flexibility and rigour. We celebrate fresh thinking and diverse perspectives to bring you proactive insights and positive progress.



**23**

UK offices



**200+**

partners



**5,000**

UK employees



**£690m**

turnover



**56%**

FTSE 100 are  
non-audit clients



**73,000**

people worldwide

## Meet some of our team



**Alan Richardson**

Tax Partner

**T** +44 (0)118 955 9135

**E** alan.a.richardson@uk.gt.com



**Andy Wood**

Audit Partner

**T** +44 (0)118 983 9676

**E** andy.wood@uk.gt.com



**David Willott**

Tax Partner

**T** +44 (0)1865 799891

**E** david.j.willott@uk.gt.com



**Jenny Ilsley**

Financial Accounting Advisory Director

**T** +44 (0)118 955 9211

**E** jennifer.l.ilsley@uk.gt.com



**John Panteli**

Transaction Advisory Services Partner

**T** +44 (0)117 305 7680

**E** john.panteli@uk.gt.com



**Will Rose**

Corporate Finance Director

**T** +44 (0)118 955 9177

**E** will.r.rose@uk.gt.com

**GRANTTHORNTON.CO.UK**

© 2025 Grant Thornton UK LLP and Grant Thornton UK Advisory & Tax LLP. All rights reserved.

'Grant Thornton' refers to the brand under which the Grant Thornton member firms provide assurance, tax and advisory services to their clients and/or refers to one or more member firms, as the context requires. Grant Thornton UK LLP and Grant Thornton Advisory & Tax LLP are member firms of Grant Thornton International Ltd (GTIL). GTIL and the member firms are not a worldwide partnership. GTIL and each member firm is a separate legal entity. Services are delivered by the member firms. GTIL does not provide services to clients. GTIL and its member firms are not agents of, and do not obligate, one another and are not liable for one another's acts or omissions. This publication has been prepared only as a guide. No responsibility is accepted by us for loss occasioned to any person acting or refraining from acting as a result of any material in this publication. DTSK-10958

